

---

貴城貿易有限公司

248 新北市新莊區五權一路 7 號 5 樓之 2

Tel: 02 22990742

Fax: 02-22990612

---

**G+K**

ROLLER BURNISHING TOOL

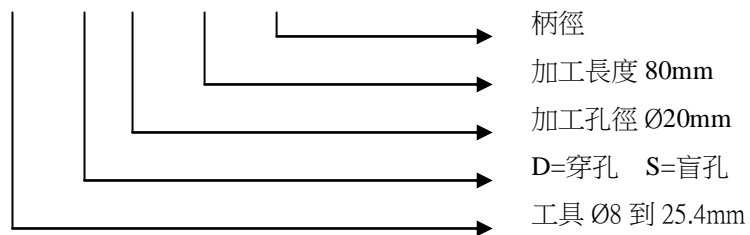
---



Ø mm	調整範圍	L1 mm	L mm	滾珠數	滾珠尺寸
4.00-4.49D	-0.05 +0.15	40	95	3	1.2 x 8
4.50-5.74D	-0.05 +0.15	40	95	3	1.5 x 8
5.75-7.74D	-0.05 +0.15	40	95	3	2 x 8
7.75-7.00D	-0.05 +0.15	40	95	3	2 x 8
5.00-7.74S	-0.05 +0.15	40	95	3	2 x 8
7.75-7.90S	-0.05 +0.15	40	95	5	2 x 8


特殊長度可依需求訂製

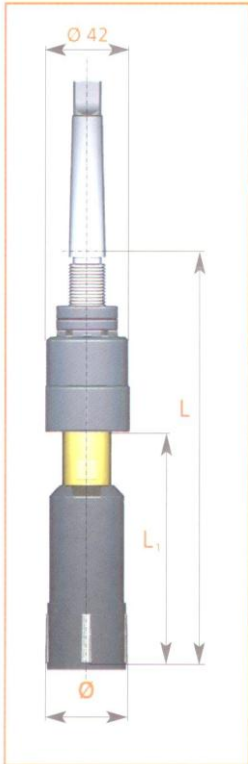
GB1 - D - 20 - 80 - MK2



Ø mm	調整範圍	L1 mm	L mm	滾珠數	滾珠尺寸
8.00- 9.90D	-0.1 +0.3	60	130	3	3 x 10
8.00- 9.90D	-0.1 +0.3	100	170	3	3 x 10
10.00-14.74D	-0.1 +0.3	60	130	5	3 x 10
10.00-14.74D	-0.1 +0.3	100	170	5	3 x 10
14.75-20.74D	-0.1 +0.3	80	150	5	4 x 14
14.75-20.74D	-0.1 +0.3	100	170	5	4 x 14
20.75-25.40D	-0.1 +0.3	80	150	5	5 x 18
20.75-20.40D	-0.1 +0.3	100	170	5	5 x 18
8.00- 9.90S	-0.1 +0.3	60	150	3	3 x 10
8.00- 9.90S	-0.1 +0.3	100	170	3	3 x 10
10.00-14.74S	-0.1 +0.3	60	150	5	3 x 10
10.00-14.74S	-0.1 +0.3	100	170	5	3 x 10
14.75-20.74S	-0.1 +0.3	80	150	5	4 x 14
14.75-20.74S	-0.1 +0.3	100	170	5	4 x 14
20.75-25.40S	-0.1 +0.3	80	150	5	5 x 18
20.75-25.40S	-0.1 +0.3	100	170	5	5 x 18

特殊長度可依需求訂製





**GB2**

**Shanks**

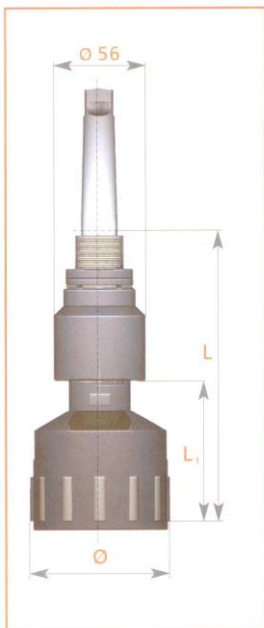
Weldon Ø 16 x 48

Weldon Ø 20 x 50

Weldon Ø 25 x 56

MK 2

MK 3



**GB3**

**Shanks**

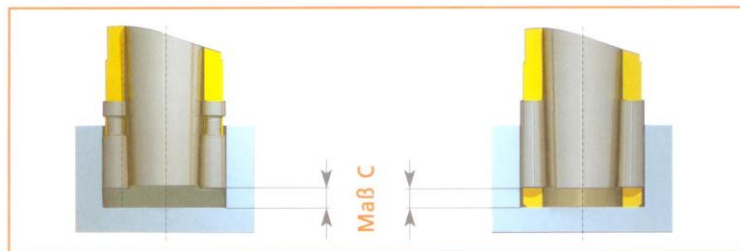
Weldon Ø 32 x 60

MK 3

MK 4

Ø mm	調整範圍	L1 mm	L mm	滾珠數	滾珠尺寸
25.40-34.50D	-0.1 +0.4	100	180	5	6 x 22
34.60-40.50D	-0.1 +0.4	100	180	7	6 x 22
40.60-42.90D	-0.1 +0.4	110	190	7	8 x 28
43.00-50.50D	-0.1 +0.4	∞	190	7	8 x 28
50.60-59.50D	-0.1 +0.4	∞	190	8	8 x 28
25.40-34.50S	-0.1 +0.4	100	180	5	6 x 22
34.60-40.50S	-0.1 +0.4	100	180	7	6 x 22
40.60-42.90S	-0.1 +0.4	110	190	7	8 x 28
43.00-50.50S	-0.1 +0.4	∞	190	7	8 x 28
50.60-59.50S	-0.1 +0.4	∞	190	8	8 x 28

加工長度可依需求加長 50mm 或 100mm; 特殊長度可訂製



Use blind hole tools

for Ø up to 25,4 mm, where dimension „C“ is less than 5 mm or,

for Ø up to 59,5 mm, where dimension „C“ is less than 7 mm or,

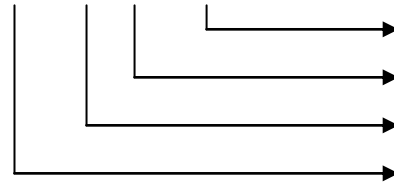
for Ø up to 119,5 mm, where dimension „C“ is less than 12 mm or,

for Ø up to 200,0 mm, where dimension „C“ is less than 14 mm

Ø mm	調整範圍	L1 mm	L mm	滾珠數	滾珠尺寸
59.60-80.50D	-0.1 +0.6	∞	230	9	10 x 32
80.60-95.00D	-0.1 +0.6	∞	230	11	12 x 35
95.00-110.0D	-0.1 +0.6	∞	230	11	12 x 35
111.0-119.5D	-0.1 +0.6	∞	230	11	12 x 35
59.60-80.50S	-0.1 +0.4	∞	230	9	10 x 32
80.60-95.00S	-0.1 +0.4	∞	230	11	12 x 35
95.00-110.0S	-0.1 +0.4	∞	230	11	12 x 35
111.0-119.5S	-0.1 +0.4	∞	230	11	12 x 35

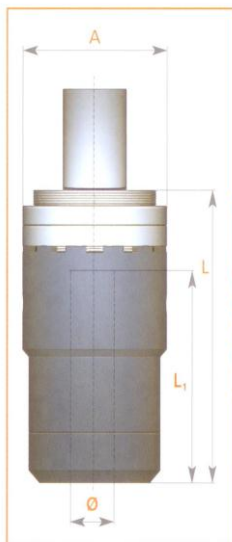
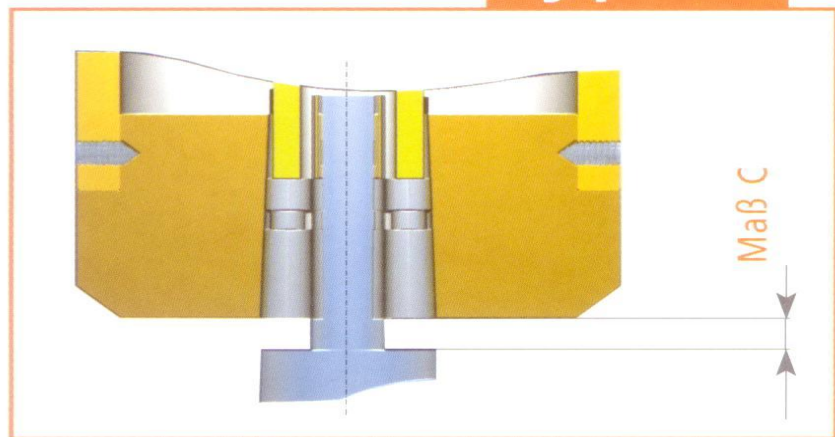
# 外徑滾珠磨光工具

GW1-18-A-MK2



柄徑  
A=穿孔; B=盲孔  
加工孔徑 Ø18mm

**Type B**



**GW0-4**

Ø mm	調整範圍		L1 mm	L1* mm	L mm	滾珠數	滾珠 尺寸
<b>GW0</b>							
1.0-3.5	-0.2	+0.05	cyl. Shank ∞	40	65	3	3 x 10
3.6-8.5	-0.2	+0.05	cyl. Shank ∞	40	65	3	4 x 14
8.6-12.0	-0.2	+0.05	40.00	40	71	5	4 x 14
<b>GW1</b>							
3.0-9.5	-0.4	+0.1	cyl. Shank ∞	95	118	3	6 x 22
9.6-24.0	-0.4	+0.1	cyl. Shank ∞	95	118	5	6 x 22
<b>GW2</b>							
24.1-30.5	-0.4	+0.1	cyl. Shank ∞	120	138	6	8 x 28
30.6-49.0	-0.4	+0.1	cyl. Shank ∞	120	138	7	8 x 28
<b>GW3</b>							
49.1-74.0	-0.4	+0.1	cyl. Shank ∞	-	148	9	8 x 28
<b>GW4</b>							
74.1-89.5	-0.4	+0.1	cyl. Shank ∞	-	168	9	10 x 32
89.6-110.0	-0.4	+0.1	cyl. Shank ∞	-	168	11	10 x 32